


High Power AC LED Module
P/N: HL-LE004D46W-30B2C86(Ra2)



1 Part code

LE 004 D46 W X BXCX (Ra2)

Product line

Product code base plate



Chip code

Emitting light colors

Power

Serial/Parallel connection

CRI



ATTENTION
OBSERVE PRECAUTIONS
FOR HANDLING
ELECTROSTATIC
DISCHARGE
SENSITIVE
DEVICES

2.Features

Dimension :45.0mm 45.0mm 3.5mm 40.0mm 40.0mm 3.5mm

Combination of COB and AC technology COB AC

Long lifetime

PF>0.95 THD<20% 0.95 20%

Compatible with TRIAC dimmers

Easy assembly

RoHS compliant RoHS

3.Applications

Spot Light

Bulb

Down lighting



High Power AC LED Module

P/N: HL-LE004D46W-30B2C86(Ra2)

Under Development	
Mass production	

Parameter	Symbol	Rating Value	Units
Maximum Voltage	V_{OPT}	250	V[RMS]
Power Dissipation	P_D	33	W
Junction Temperature (1)	T_j LED	120	
	T_j -IC	125	
Top of the IC temperature IC	T_p	100	

Under Development	
Mass production	

(2) Electro-Optical Characteristics
Tc=25°C

at Tc=25°C

Parameter	Symbol	Condition	Min.	Typ.	Max.	Unit
Operating Voltage (1)	V_{OPT}		200	230	250	V
Power Dissipation	P_D	$V_{OPT}=230V$ 50HZ	28.5	30	31.5	W
Luminous Flux	Φ_v	TC=3000K	2620	2850	3130	lm
		TC=5700K	2700	2940	3230	
CRI	R_a	$V_{OPT}=230V$ 50HZ	80			
Power Factor	PF	$V_{OPT}=230V$ 50HZ	0.95			
Tolerance of Surge (7)	V_s		500			V



High Power AC LED Module
P/ N: HL- LE004D46W-30B2C86(Ra2)

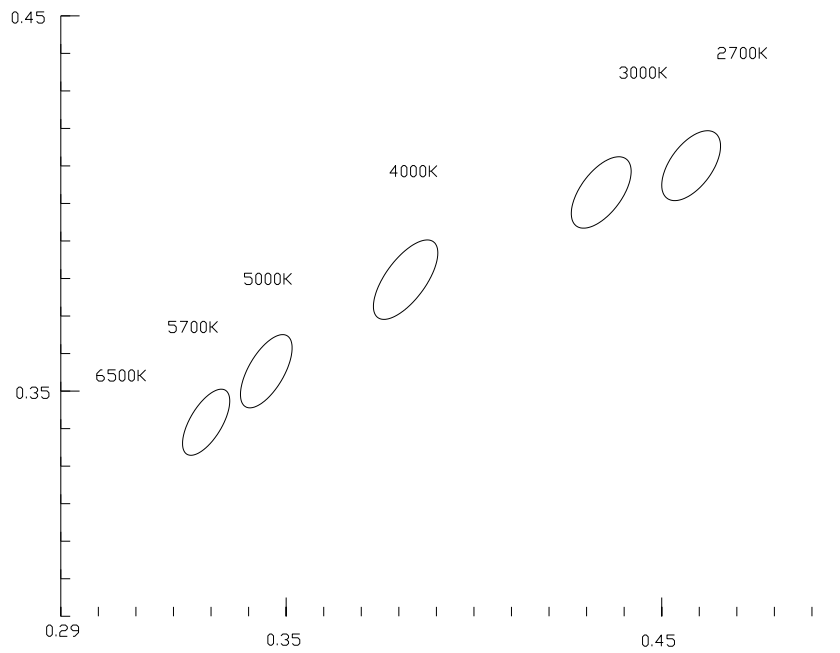
Under Development	
Mass production	

6.Characteristics

Under Development	
Mass production	

7.Product bins

Chromaticity bins



Notes

Under Development	
Mass production	

8.Packing Specifications



Packing figure



High Power AC LED Module
P/N: HL-LE004D46W-30B2C86(Ra2)

Under Development	
Mass production	

Precautions ()

1. Storage

To avoid moisture, we recommend storage conditions for the unopened LED

ing the package. Please make sure to dehumidify and vacuum pack the remaining/

for the sealed led is one year.



High Power AC LED Module

P/N: HL-LE004D46W-30B2C86(Ra2)

Under Development	
Mass production	

Please make sure of not getting short during the welding process.

Due to connecting high voltage, pay attention to safety when installing and/or testing.

Do not touch the module without any reasonable ESD protection while circuit is active.

PCB

Hot-plug test is not recommended

3 Cautions for use

The module is recommended to apply in indoor lighting Before using altered specifications other than recommended, please consider risk factors.

Faults, lightning, or switching transients can cause voltage surges in excess of the normal ratings.

Internal component failure can cause excessive voltages.

Electrical Over-Stress (EOS) is defined as damage that may occur when an electronic device is subjected to a current or voltage that is beyond the maximum specification limits of the device.

EOS

